

Due Regard Statement

Person(s) responsible for completing this statement	Date statement started: 17 th January 2013
Kathryn Rees	Date statement completed: 25 th January 2013

Name of the policy, service, strategy, procedure or function: (indicate whether new or revised)

Supporting People Strategy Update – February 2013

Briefly describe its aims and expected outcomes

The purpose of the report is to meet the objectives of the Supporting People (SP) strategy, agreed in partnership, by realigning resources to achieve the best possible outcomes for the investment.

The aim is to support vulnerable people to remain independent by increasing the availability of community based support. The report focuses on the remodelling of housing related support services for homeless adults; people with mental health issues and ex-offenders.

The current pattern of housing related support services for these client groups does not meet needs in a consistent way – in particular support is based on specific accommodation units, mostly located in the two urban centres, rather than being available to individuals wherever they live, or have attachments to, if they need it.

There is a need to manage a transition process as the over reliance on accommodation based support is addressed and new models of housing related support are being developed through the Supporting People Partnership Board.

The aim of the report is to seek authority to enter single tender negotiations with providers of current housing related support services. This will provide a transitional period to manage the change for current residents of accommodation based services carefully; facilitate the required change in pattern of delivery and inform the future commissioning of services.

The reason for the recommendation to establish these transitional arrangements as single tender negotiations is to ensure that the changes to the way in which the services are delivered is effected in a gradual way. This will protect vulnerable service users and make time for the development of the market and commissioning intentions in response to changing patterns of demand as the remodelling of services takes effect.

Gathering the evidence base

List the main sources of data, research and other sources of evidence, including full references, used to determine the impact of your work on each of the protected groups. If there are gaps in evidence, state what you will do to close them in the Action plan at the end of this document.

	Service user data (if applicable) If service user data is not available, use the action plan below to identify how service user data will be collated in the future.	Other (for example, local demographic data, research , ONS, partner data, officer knowledge)
All	Providers of existing housing related support services hold data regarding service user profiles and needs.	Housing related support needs estimation exercise August 2010 HGO Consultancy Ltd. Analysis of District Housing authorities figures for Homelessness.

		Provider performance data - Key Performance Indicator returns
Age	Not available	
Disability	We know we have users with mental health issues	
Sex	Not available	
Race (including Gypsy & Traveller)	Not available	
Gender reassignment	Not available	
Marriage & civil partnership	Not available	
Pregnancy & maternity	Not available	
Religion or Belief	Not available	

Sexual Orientation	Not available	
---------------------------	---------------	--

	Workforce data	
	If employees are affected by your 'project' please outline the profile of the workforce affected below.	
All	Not applicable - All services within scope are provided by external agencies.	

Consultation and engagement

List all types of consultation that has taken place during the development of this activity. Include on-line consultations, events, meetings with stakeholders, community events, employee consultation exercises etc

Extensive engagement and consultation was undertaken during 2010 to develop the overall Supporting People Strategy and agree the direction of travel for housing related support services. This process involved engagement with existing providers of Supporting People services and wider stakeholder engagement at both a County and District level. The outcome of this engagement was then consulted upon via publishing of papers on the County Council Website in line with the requirements of the Voluntary Sector Compact.

To progress developments in services for homeless adults, discussions and analysis of current service performance data, has continued with statutory agencies through the Supporting People Partnership, i.e. NHS Gloucestershire, the 6 district councils and Probation, and further discussions with the Police and Prison service. A county-wide Health and Homelessness conference, was held in June 2011, and attended by a wide range of stakeholders.

A programme of service user engagement events was undertaken during January– March 2012 to consider arrangements for

homelessness services and community based housing related support services.

Equality analysis: What the evidence shows

Considering the evidence and engagement activity you listed above, please summarise the impact of your work. Consider whether the evidence shows potential for differential impact, if so state whether adverse or positive and for which groups. In the next section you will be required to document how you will mitigate any negative impacts.

Useful questions to consider:

Do policy outcomes and service take-up differ between people with different protected characteristics?

What are the key findings of your engagement?

If there is a greater impact on one group, is that consistent with the policy aims?

If the policy has negative impacts on people with particular characteristics, what steps can be taken to mitigate these effects?

Does any part of the policy discriminate unlawfully?

Will the policy deliver practical benefits for certain groups?

Does the policy miss opportunities to advance equality of opportunity and foster good relations?

Do other policies need to change to enable this policy to be effective?

What are the impacts to the workforce?

Briefly outline your main findings that relate to the Council's commitment to: **Eliminate discrimination (consider potential for indirect discrimination) Advance equality of opportunity Promote good relations. This can include challenges and opportunities.**

Note: If you are assessing a number of options, you should consider the opportunities and challenges of EACH option.

Protected group	Challenge or opportunity
All	Performance information of existing accommodation based services demonstrates significant variance in lengths of stay across services. In many cases reviews of individual needs assessments and discussions with providers would indicate that often service users are

	<p>remaining in accommodation based support services because there is a lack of accommodation for them to move onto and live independently.</p> <p>The challenge is to ensure that the housing related support needs of existing service users are understood and continue to be met during the remodelling of services.</p> <p>The opportunity is by remodelling and shifting investment to community based services people can be supported to remain in their home and community of choice where feasible. For those people with a higher level of support need, this recommendation provides the opportunity to remodel accommodation based support services where appropriate to better meet such needs.</p>
Age(A)	
Disability (D)	<p>A substantial number of service users of mental health accommodation based services have been resident in services for several years. Service reviews, individual needs assessments and consultation with providers and stakeholders have indicated that in a significant number of cases the accommodation based service is being used to meet a housing need rather than creating an environment whereby service users are supported to develop skills to enable moving on into independent living arrangements.</p> <p>The outcomes of the reviews of individuals' needs are being shared within the Supporting People Partnership. In response to outcomes of needs assessments any identified care needs will be referred to social care. In cases where existing landlords no longer wish to offer accommodation to the service users, then independent housing options will be explored with the district council housing authorities. This will included alternative private sector landlords.</p>
Sex (S)	
Race (including Gypsy & Traveller)(R)	
Gender reassignment(GR)	

Marriage & civil partnership (MCP)	
Pregnancy & maternity (PM)	
Religion and/or Belief (RAOB)	
Sexual Orientation(SO)	
Carers	This strategy enables investment in flexible community based services. This approach can support an individual in meeting their needs and that of their wider family, household and carers; so that they may remain living as independently as possible in the home of their choice.

Strengthening actions: Outline what actions have been identified to mitigate the key findings identified above by protected group.

Potential/ actual impact	Protected group (s) affected	Proposed mitigating action(s)	Accountability	Timeframe
Reduction in accommodation based	Existing users of	Negotiations will take place with existing landlords of housing	Gloucestershire County Council Officers –	Completion service reviews - June 2013

<p>housing related support services</p>	<p>accommodation based services for Homeless adults, People with mental health issues and ex offenders</p>	<p>related support services to consider allowing existing services users to remain in accommodation should they wish.</p> <p>Alternative accommodation will be secured for those unable to remain.</p> <p>For those service users will low level housing related support need community based support will be provided (see below.)</p> <p>Health and social care needs identified will be referred to the relevant partner within the Supporting People Partnership for access to appropriate provision of service(s) as either replacement of, or complement to, the provision of housing related support.</p> <p>As reviews of services continue throughout transition phase, then Partnership project groups will continue to develop service models to be commissioned that best meet the needs and outcomes of the Supporting People Partnership.</p>	<p>Commissioning</p> <p>Supporting People Core Strategy Group</p> <p>Gloucestershire County Council Officers - Commissioning</p> <p>Supporting People Core Strategy Group</p> <p>Supporting People Core Strategy Group</p>	<p>– June 2016.</p> <p>August 2013 – August 2016</p> <p>September 2013 – September 2016</p> <p>August 2013 – August 2016</p> <p>Ongoing August 2013 - August 2016</p>
-----------------------------------------	------------------------------------------------------------------------------------------------------------	-------------------------------------------------------------------------------------------------------------------------------------------------------------------------------------------------------------------------------------------------------------------------------------------------------------------------------------------------------------------------------------------------------------------------------------------------------------------------------------------------------------------------------------------------------------------------------------------------------------------------------------------------------------------------------------------------------------------------------------------------------------------------------------------------------------------------------------------------------------	----------------------------------------------------------------------------------------------------------------------------------------------------------------------------------------------------------------------------	-----------------------------------------------------------------------------------------------------------------------------------------------------------------------

		The collective impact of the remodelling of services across the Supporting People programme will continue to be understood by the Partnership. Resources will be allocated in relation to needs and service models to deliver the objectives of the Strategy, both within the Supporting People Programme and also the wider network of resources available to the Partnership.	Supporting People Partnership	Ongoing August 2013 - August 2016
	Existing providers of accommodation based housing related support services	The negotiations with existing landlords of accommodation based housing related support services will include considering how their services can be remodelled to better meet the outcomes of the Supporting People Strategy and/or the wider Partnerships' objectives.	Supporting People Core Strategy Group	Ongoing August 2013 - August 2016
Meeting low level housing related support needs to prevent escalation of harm and support people to move from accommodation based services at earliest opportunity to reconnect to their	People at risk of Homelessness, people with mental health issues and ex offenders	Investment in Community Based Housing related Support services approved by Cabinet July 2012. Currently undergoing tendering process. New services to commence June 2013. Reconnection Policy agreed with District Councils and Supporting	Lead Commissioner Supporting People Supporting People Core Strategy Group and	June 2013 June 2013

supportive networks and communities.		People.	providers - Implementation	
People with complex needs	People at risk of Homelessness, people with mental health issues and ex offenders	The remodelling of services will enable accommodation based services to better meet needs of these clients.	Supporting People Core Strategy Group	Ongoing August 2013 - August 2016
Understanding needs and outcomes	All vulnerable people in need of housing related support services.	A web based assessment, allocation and performance management system is to be procured to collect data on need, household profiles and outcomes to monitor performance and inform future commissioning of services in line with needs.	Gloucestershire County Council Officers – Commissioning	System go live – July 2013 Ongoing monitoring August 2013 - August 2016




Monitoring and Review

Please indicate what processes/actions will be put in place to keep this 'activity' under review.

Action	Accountability	Timeframe
Service user needs will continue to be reviewed	Housing related support service provider – reporting to Commissioning Officers	Via support planning arrangements for individuals Quarterly monitoring returns Annual reviews of performance

Commissioning Officers report analysis of needs assessments and performance	Commissioning Officers report to Lead Commissioners and Supporting People Core strategy Group	Quarterly
Impact assessment and exception reporting	Lead Commissioner to Supporting People Partnership	Biannually

Sign off and Scrutiny

Signed off as complete by: 	Date: 30.01.13
Senior level sign off: 	Date: 30.1.13
Director/Head of Service	
Name of relevant Portfolio Holder/Cabinet Member:	
I confirm that I have examined sufficient information and understood the potential impact of the proposal. I am in agreement with the proposed mitigating actions and confirm that I have had due regard to the needs set out in section 149 of the Equality Act 2010.	
Signed by Portfolio Holder/Cabinet Member: 	31.1.13

.....	Date:
Assessment published alongside cabinet report	Date: 31 3 . 2013