

Gloucestershire Schools Forum

16th June 2022

Living our values every day




Accountable



Integrity



Empower



Respect



Excellence



Agenda Item 6




Agenda

1. Apologies for absence
2. Election of the Schools Forum Vice Chair
3. Minutes of the previous meeting
4. Declarations of interest
5. Public questions
6. 2021/22 outturn and maintained school balances
7. High Needs Update
8. Annual review of the constitution and membership structure
9. F40 Update
10. Meeting Dates 2023



2021/22 outturn and maintained school balances

Living our values every day


- 
Accountable
- 
Integrity
- 
Empower
- 
Respect
- 
Excellence



2021/22 Dedicated Schools Grant Outturn

	Schools	High Needs	Early Years	Central School Services	Total	DSG
	£M	£M	£M	£M	£M	%
DSG Blocks						
DSG before Recoupment 2021/22	410.727	74.996	34.760	2.784	523.267	100.00%
Outturn net spend including recoupment	410.133	81.958	33.415	2.819	528.325	100.97%
2021/22 in-year outturn (minus = underspend)	-0.594	6.962	-1.345	0.035	5.058	0.97%
Remaining 2020/21 DSG Deficit balance					11.984	2.29%
DSG Deficit c/fwd to 2022/23					17.042	3.26%

2021/22 delegated balances

(Minus = Surplus)	Surplus Balances £m	Deficit Balance £m	Net Total £m	% of High Needs 2021/22 Budget %
DSG Deficit Split:				
Early Years	-2.824		-2.824	
De-delegated funding *	-0.338		-0.338	
Deficit to carry forward to 2022/23		20.205	20.205	26.94%
Total DSG carry forward to 2022/23	-3.162	20.205	17.043	
* Supporting maintained schools in financial difficulty including schools converting to academy status				

Recommendation 1: That Forum agrees the DSG deficit at the end of 2021/22 is earmarked as shown above.

Maintained school balances

Headlines:

- Revenue Balance increases of £3.357m (17.8%)
- Capital Balance increases of £0.084m (8.4%)
- Removal of £0.034m of balances relating to seven academy conversions.
- Total balance £23.325m
- Majority of surpluses within recommended range (5 to 8%)
- Number of schools in deficit reduced to 19 schools. The majority have solid recover plans in place. Two schools deemed High Risk and receiving more intensive support.



Children and Families Summary Outturn 2021/22





- Overspend of £17.286 million, which include cost impact of Covid - £9.683 million.
- Key overspend was external placements budget - £15 million, driven by rising numbers of children in care (increased by 87 since April 2020).
- Services for children with disabilities are over-spent by £1.644 million due to the increased cost of care packages, including s.76 contracts with Health, and disability service staffing costs.
- Addressing the issue in 2022/23 through additional funding provided through Council MTFS budget (£6.6m) and reduction of child in care population by:
 - further developing our edge of care offer to support children at home and to prevent their escalation and entry into care;
 - increasing the number and proportion of children placed with in-house foster care;
 - continuing to develop our own placement provision with providers to exert a greater influence on the market and control costs;
 - continuing to develop our permanence planning to reduce drift and delay and ensure children can leave our care in a timely manner by achieving permanence or reunification as appropriate.



High Needs Report

Living our values every day




-  **Accountable**
-  **Integrity**
-  **Empower**
-  **Respect**
-  **Excellence**



High Needs Outturn 2021/22

<u>High Needs Block</u>	Budget £000	Outturn £000	Variance £000
Alternative provision - places & top ups & services	5,470.8	4,846.9	-623.9
Alternative provision - Gos Hospital Education	2,030.7	1,942.1	-88.6
EHCP Costs - College and FE	4,698.9	6,184.0	1,485.1
EHCP Costs - Early Years	233.5	294.3	60.8
EHCP Costs - Primary	7,882.3	8,570.1	687.8
EHCP Costs - Secondary	5,226.0	5,710.9	484.9
Excluded pupils	-100.0	-216.3	-116.3
LA Services and staffing	3,831.9	3,816.9	-15.0
Independent Special Schools	17,262.7	17,585.4	322.7
Restorative Practice	200.0	204.0	4.0
Special Centres	326.3	305.6	-20.7
Special school provision	20,948.2	21,812.5	864.3
Support Services	1,325.1	1,187.1	-138.0
Virtual School	620.3	581.6	-38.7
High Needs Unallocated	-4,093.3	0.0	4,093.3
Rounding	-0.1	0.1	0.2
	65,863.3	72,825.2	6,961.9

Significant
Variances



Education Health and Care Plans

Number of supported Education Health and Care Plans (EHCPs) continues to rise

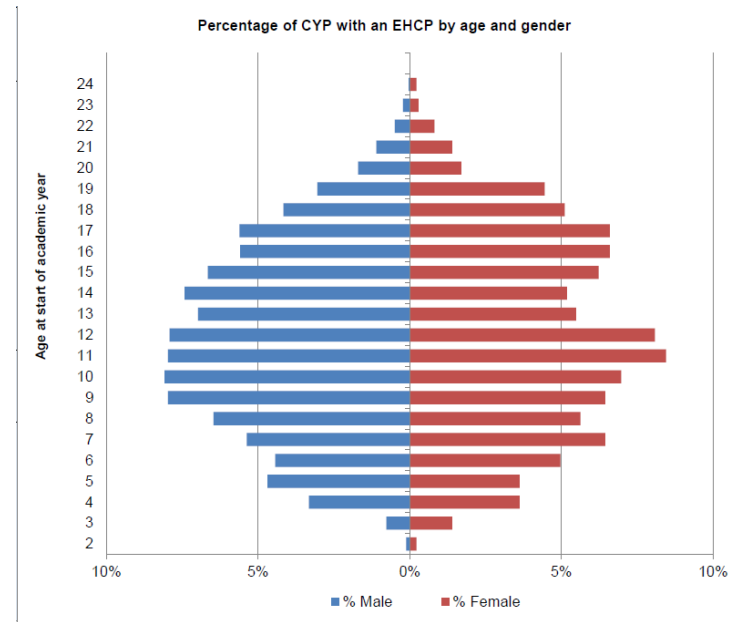
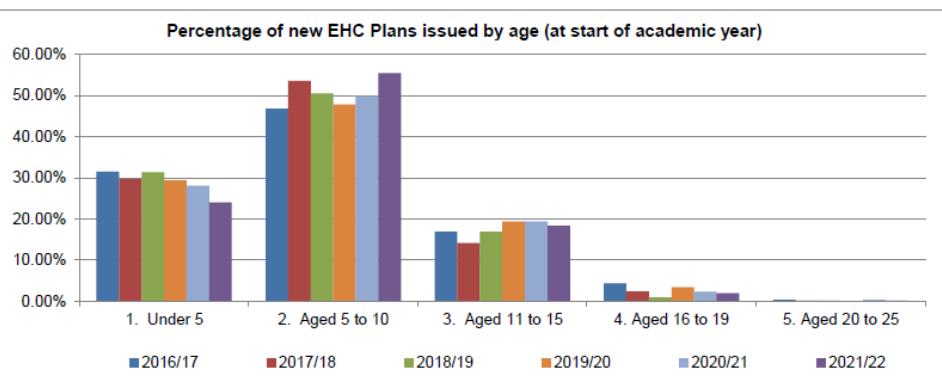
Snapshot as at:	Jan-18	Jan-19	Jan-20	Jan-21	Jan-22	Current - 01/05/2022	Trend (current compared to Jan. 20)
Number of children and young people for whom the LA maintains a Statement of SEN or an EHC Plan (0-25)	3,290	3,658	3,922	4,332	4,854	5,004	↑
% of population with a statement of SEN or an EHC Plan*	1.9%	2.1%	2.2%	2.5%	2.8%	2.8%	↑
% of population - National comparison	1.9%	2.1%	2.3%	2.6%	tbc		↑
% of population - Statistical Neighbour comparison	2.0%	2.3%	2.5%	2.6%	tbc		↑
* Percentages pre-dating September 2014 are based on 0-19 population data for Gloucestershire, figures after this period are based on 0-25 population data.							
Number of children and young people with a Statement of SEN or an EHC Plan (0-25) not maintained by the LA	84	98	89	84	118	130	↑



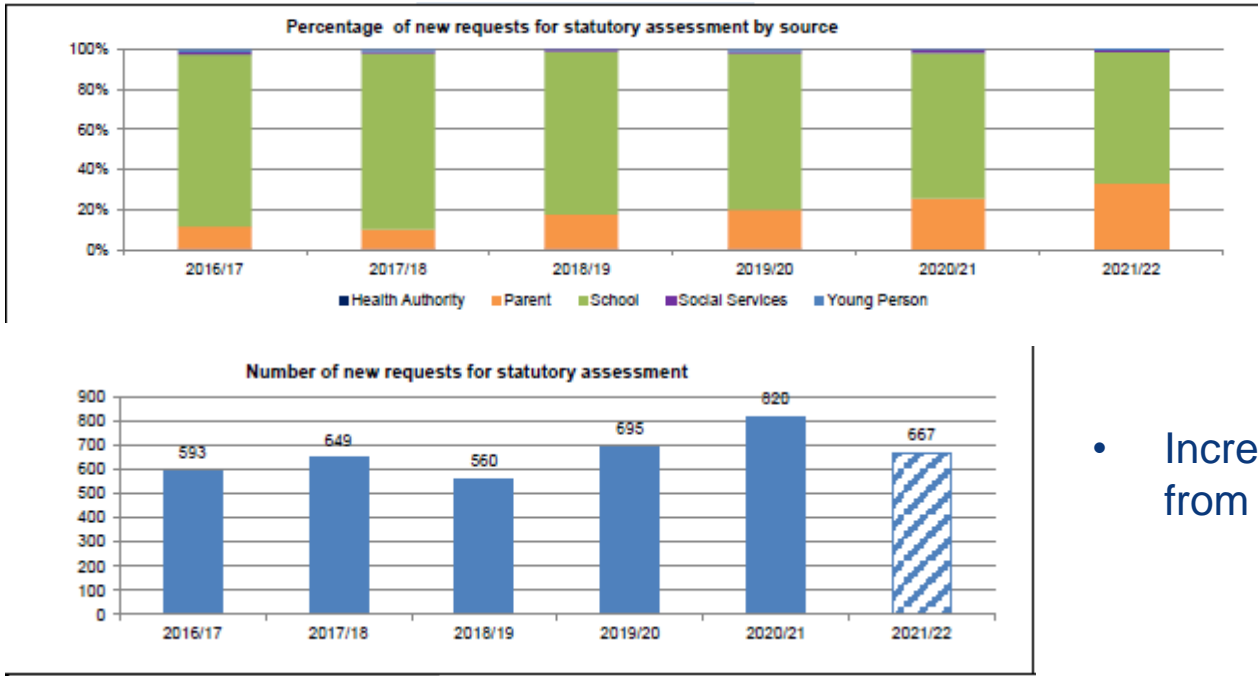
Education Health and Care Plans

- Majority of new plans issued in primary
- We can expect to see a continued rise in the need for Post-16 support

Page 11



Education Health and Care Plans



- Increasing trend in requests from parents and carers

High Needs Activity

- DfE Delivering Better Value in SEND programme
- Inclusion and SEND Strategies
 - Banded and non-statutory funding
 - Increasing specialist places across the county
 - Development of Alternative Provision
 - Workforce Development
- Alignment with SEND Green Paper



High Needs Budget for 2022/23

Finance Summary	2021/22	2022/23
High Needs Block Heading	Outturn Confirmed	Budget
	£000	£000
Mainstream EHCP Costs - Early Years	294.3	383.7
Mainstream EHCP Costs - Primary	8,570.1	9,314.1
Mainstream EHCP Costs - Secondary	5,159.0	5,187.5
Mainstream EHCP Costs - Secondary Post 16	551.9	443.1
Special Centres- Primary	536.1	629.2
Special Centres- Secondary	101.8	137.2
Special School Provision- Place Funding (LA)	6,945.8	7,334.2
Special School Provision- Place Funding (ESFA)	6,620.0	7,028.3
Special School Provision- Top-up Funding	14,052.0	15,112.0
Independent Special Schools- Joint Funded	3,428.9	3,812.7
Independent Special Schools- LA 100% Funded	14,126.4	14,419.8
EHCP Costs - College and FE	8,348.0	10,098.5
Alternative provision - places & top ups & services	4,862.7	5,504.3
Alternative provision - Glos Hospital Education	1,942.1	2,068.9
Excluded pupils	(216.3)	(100.0)
LA Services and staffing	3,849.1	3,975.5
Restorative Practice	204.0	200.0
Special School Teachers Pay and Pension	782.5	940.3
Support Services	1,187.1	2,274.1
Therapies and other health related costs		71.6
Virtual School	581.6	629.9
High Needs Unallocated		-
Commissioning (ISS)	30.1	30.7
Total Cost	81,314.2	89,495.9
Funding B/fwd	66,375.5	74,352.4
Increases/ Projected Increases (High Needs Block)	7,158.3	6,415.7
22/23 Supplementary Grant (assume rolled into DSG from 23/24)		2,989.0
Transfers from Schools Block during period		307.5
Recoupment Funding- Base		
Recoupment Funding- Modelled Increase (assume funded 100%)	818.6	552.5
Funding c/fwd (DFEE)	74,352.4	84,617.1
Deficit for Year	6,961.8	4,878.8
Cumulative Deficit bf	13,843.9	20,805.7
Cumulative Deficit cf	20,805.7	25,684.5

Includes proposed uplift of 3%

Includes proposed uplift of 7%

Modelled significant increase in Post-16 and FE budget

Increase in funding from DfE/ESFA

Supplementary grant for High Needs

In-year deficit of £4.8m

High Needs Budget 2022/23

Forum members are asked to review the proposed budget for 2022/23 and confirm their support for:





- A 3% increase to mainstream EHCP top-up funding;
- A 7% increase to Special School top-up funding; and
- A planned deficit budget of £4,878m



F40 Update

Living our values every day



- 
Accountable
- 
Integrity
- 
Empower
- 
Respect
- 
Excellence



High Needs: Equity of funding

Region	LA number	LA name	Schools Bloc With Supplementary Grant			Ranking			f40 member
			Total mainstream pupils	Schools Block	High Needs Block	Schools Block per pupil	High Needs Block per pupil	Schools Block per pupil	
Yorkshire & the Humber	811	East Riding of Yorkshire	41,751.50	224,070,748	34,469,566	5367	826	47	1 Y
South West	908	Cornwall	70,079.50	379,557,370	67,317,640	5416	961	57	7 Y
Yorkshire & the Humber	815	North Yorkshire	74,124.00	407,980,003	71,300,781	5504	962	74	10 Y
North West	358	Trafford	37,851.00	199,780,264	36,667,827	5278	969	22	11 Y
North West	877	Warrington	30,286.50	160,229,711	29,388,169	5290	970	24	12 Y
West Midlands	893	Shropshire	36,456.50	195,299,153	35,754,110	5357	981	40	13 Y
Yorkshire & the Humber	384	Wakefield	48,889.00	262,145,482	48,323,735	5362	988	45	15 Y
South East	850	Hampshire	176,205.50	917,877,526	176,138,429	5209	1000	6	17 Y
East of England	823	Central Bedfordshire	40,730.00	212,917,494	40,934,452	5228	1005	10	18 Y
North West	895	Cheshire East	50,242.00	261,962,097	50,668,661	5214	1008	7	20 Y
South West	865	Wiltshire	64,246.00	338,043,644	65,105,238	5262	1013	19	22 Y
North West	359	Wigan	45,002.50	241,844,065	45,620,718	5374	1014	50	23 Y
East Midlands	830	Derbyshire	98,743.00	541,117,174	100,295,200	5480	1016	68	24 Y
West Midlands	860	Staffordshire	112,560.00	591,362,635	114,838,773	5254	1020	17	26 Y
East Midlands	941	West Northamptonshire	59,393.50	320,343,148	60,943,544	5394	1026	54	27 Y
South West	916	Gloucestershire	82,134.00	440,335,519	84,309,592	5361	1026	44	28 Y
South East	938	West Sussex	109,071.50	569,531,832	112,285,704	5222	1029	9	29 Y
East of England	935	Suffolk	93,249.00	496,656,963	96,107,894	5326	1031	28	30 Y
West Midlands	884	Herefordshire, County of	22,240.50	119,840,651	22,988,024	5388	1034	53	31 Y
East Midlands	940	North Northamptonshire	49,668.50	262,199,934	52,005,755	5279	1047	23	34 Y
Yorkshire & the Humber	813	North Lincolnshire	23,440.50	128,624,176	24,687,888	5487	1053	69	35 Y
South East	931	Oxfordshire	87,162.50	459,620,936	91,845,019	5273	1054	21	36 Y
West Midlands	885	Worcestershire	74,018.50	394,364,371	78,325,147	5328	1058	31	37 Y
North West	356	Stockport	40,186.00	210,524,258	42,816,539	5239	1065	12	39 Y
West Midlands	334	Solihull	35,400.00	191,047,133	37,859,336	5397	1069	55	40 Y
South West	878	Devon	91,811.00	489,053,736	100,239,922	5327	1092	29	42 Y
West Midlands	937	Warwickshire	77,804.00	409,374,173	85,477,271	5262	1099	18	44 Y
Yorkshire & the Humber	816	York	22,856.50	118,111,837	25,180,916	5168	1102	30	45 Y
South West	933	Somerset	67,451.00	361,455,668	75,300,232	5359	1116	42	51 Y
North West	896	Cheshire West and Chester	46,031.50	245,879,431	51,607,992	5342	1121	36	53 Y
South West	838	Dorset	43,217.50	232,597,947	48,571,995	5382	1124	51	55 Y
East of England	873	Cambridgeshire	82,688.50	434,000,040	94,143,057	5249	1139	14	63 Y
South East	845	East Sussex	63,417.00	340,297,440	74,454,124	5366	1174	46	68 Y
North East	929	Northumberland	38,925.50	214,550,163	46,143,919	5512	1185	79	71 Y
East Midlands	925	Lincolnshire	97,173.00	533,232,769	115,243,230	5487	1186	70	72 Y
South West	803	South Gloucestershire	37,155.50	191,029,427	44,567,614	5141	1199	1	77 Y
South West	879	Plymouth	34,777.00	189,959,901	42,443,453	5462	1220	66	85 Y
South West	866	Swindon	33,034.00	174,152,762	42,323,518	5272	1281	20	102 Y
South East	886	Kent	217,002.50	1,161,917,383	282,080,164	5354	1300	39	106 Y
South West	800	Bath and North East Somerset	24,018.50	127,425,035	32,453,512	5305	1351	26	116 Y
South West	880	Torbay	17,458.50	94,563,663	24,402,756	5416	1398	58	121 Y
South East	825	Buckinghamshire	75,884.50	398,422,722	111,851,583	5250	1474	15	127 Y
MAX (Schools)	211	Tower Hamlets	38,216.00	297,630,540	74,514,274	7788	1950	150	142 N
MAX (High Needs)	202	Camden	17,930.50	128,034,389	50,014,615	7141	2789	140	150 N
Percentage Difference between Min and Max						51.5%	237.9%		






£7m – variance in funding

£7.5m surplus

Annual Review of the Constitution

Living our values every day



- 
Accountable
- 
Integrity
- 
Empower
- 
Respect
- 
Excellence



Annual Review of the Constitution

Recommendation 1: The Forum is asked to review and consider the Forum's current Constitution and bring any questions to the meeting.

Recommendation 2: The Forum is asked to review and consider the Forum's current membership structure and bring any questions to the meeting.



Schools Forum

Future meeting dates

2022

Thursday 15th September 2022 at 2:00pm

Thursday 10th November 2022 at 2:00pm

2023

Thursday 12th January 2023 at 2:00pm

Thursday 15th June 2023 at 2:00pm

Thursday 14th September 2023 at 2:00pm

Thursday 9th November 2023 at 2:00pm

