

# Gloucestershire Schools Forum

17<sup>th</sup> September 2020

Living our values every day  




Accountable



Integrity



Empower



Respect



Excellence



Agenda Item 5

# Agenda




1. Apologies for absence
2. Declarations of interest
3. Public Questions
4. Minutes of the previous meeting
5. Schools Forum Membership
6. School Funding 2021/22
7. High Needs
8. Education Capital Funding



# Schools Forum Membership

Living our values every day



-   
Accountable
-   
Integrity
-   
Empower
-   
Respect
-   
Excellence



# Schools Forum Membership

***“The Forum is asked to consider the request from the Gloucestershire Parent Carer Forum, for one of its members to have a seat on the Schools Forum.”***



# School Funding 2021/22

Living our values every day



Accountable



Integrity



Empower



Respect



Excellence



# Dedicated Schools Grant

## Background

- September 2019 – Government Announced a £14.4b funding package for education over three years, including detail for 2020/21.
- 20<sup>th</sup> July 2020 – Further announcement made to clarify funding arrangements for 2021/22 and a £1b COVID-19 catch-up package.
- Announcement for the final year of funding package expected in summer 2021.



# Dedicated Schools Grant

## 2021/22 Indicative DSG Block Summary

|   | Schools         | High Needs     | Central School Services | Early Years    | Total DSG       |
|---|-----------------|----------------|-------------------------|----------------|-----------------|
| 20/21 (as at Sept 20)                                     | £376.745m       | £66.376m       | £2.579m                 | £34.868m       | £480.568m       |
| 21/22 before teachers pay & pensions funding              | £389.280m       | £72.793m       | £2.653m                 | £34.868m       | £499.595m       |
| <b>Change before teachers pay &amp; pension funding</b>   | <b>£12.535m</b> | <b>£6.418m</b> | <b>£0.074m</b>          | <b>£0.000m</b> | <b>£19.027m</b> |
| <i>% change before teachers pay &amp; pension funding</i> | <i>3.3%</i>     | <i>9.7%</i>    | <i>2.9%</i>             | <i>0.0%</i>    | <i>4.0%</i>     |
| Teachers pay and pension funding addition                 | £18.107m        | £1.097m        | £0.000m                 | £0.000m        | £19.204m        |
| <b>Total Indicative DSG block funding</b>                 | <b>£30.642m</b> | <b>£7.515m</b> | <b>£0.074m</b>          | <b>£0.000m</b> | <b>£38.231m</b> |
| <i>Total percentage change</i>                            | <i>8.1%</i>     | <i>11.3%</i>   | <i>2.9%</i>             | <i>0.0%</i>    | <i>8.0%</i>     |

# The National Funding Formula

## Key changes for 2021/22

- Teacher pay and pension grant included in the NFF - £180 per primary pupil and £265 per secondary pupil.
- Minimum per pupil funding increased to £5,150 for secondary and £4,000 for primary.
- Sparsity Factor has increased nationally by over 60%.
- Deprivation Index updated from 2015 to 2019 data – allocations will be updated to include the revised count method.
- Split Site Factor – uplifted 3.01% per pupil funding and 2.97% for the lump sum.
- Funding floor of 2% included in the formula.





# The National Funding Formula

## Recommendation 1

***“The Schools Forum agree the basis on which the formula will be allocated for 2021/22 in line with their previous stated intention to match the NFF method as closely as possible.”***



# Growth Fund

## Recommendation 2

***“That a top-slice for growth of £1.5m is agreed for 2021/22 subject to being updated for any change in the basic need AWPU rates for 2021/22 when these are finalised in January 2021.”***



# De-delegations

1. In-year increases in pupil numbers at primary schools
2. Targeted Intervention-Primary
3. Union Facilities-Primary
4. Local Authority statutory duties-Primary and Secondary



# De-delegation - Funding Rates

## Funding rates

| De-delegation proposal |   | Estimated Budgets based on maintained schools October 2019 census numbers & known academy conversions. (Will be updated for October 2020 census) |              |
|------------------------|---|--|--------------|
|                        |   | Per pupil Rate (£)   | Total (£000) |
| 1                      | In-year increases in pupil numbers – primary            | £6.32  | £219,000     |
| 2                      | Targeted intervention - primary                         | £9.27  | £322,000     |
| 3                      | Union facilities - primary                              | £3.05  | £106,000     |
| 4                      | Local authority statutory duties -primary and secondary | £5.00  | £194,000     |

# De-delegation

## Recommendation 3

Forum members are asked to consider and approve de-delegation at the per pupil rates shown for:






- in-year increases in pupil numbers (primary)
- targeted intervention (primary)
- union facilities (primary)
- local authority statutory duties (primary and secondary)



# COVID-19 Catch-Up Premium

Living our values every day



-   
Accountable
-   
Integrity
-   
Empower
-   
Respect
-   
Excellence



# COVID-19 Catch-Up Premium

1. One-off Universal Catch-up Premium (£650m Nationally):
  - Paid across 3 terms
  - £80 per pupil for mainstream
  - £240 per place for specialist provision
2. £350m Tutoring Fund:
  - Subsidised Tuition Programmes
  - Academic Mentors for disadvantaged schools
  - Reception and Early Language Programme
  - £96m for Colleges and 6th Forms



# COVID-19 Exceptional Costs

## Headlines

- Total amount claimed £441,059 with the primary sector claiming the biggest share (63.7% = £281,145)
- Funds claimed for increase in premises costs represented the biggest share of the claim (45.5% = £200,901) closely followed by the support for FSM (42.65% = £187,700)
- The maximum amount claimed is £58,903
- The minimum amount claimed is £290
- The average amount claimed is £16,839





# High Needs Report

Living our values every day



Accountable



Integrity



Empower



Respect



Excellence



# High Needs Budget - 2020/21

| <u>High Needs Block</u>                    | Budget<br>£000  | Budget<br>Adjustments<br>£000 | Revised<br>budget<br>£000 | August<br>Forecast<br>£000 | Variance to<br>revised<br>budget<br>£000 |
|--|-----------------|-------------------------------|---------------------------|----------------------------|--|
| Alternative provision - places & top ups   | 5,583.7         | -5.8                          | 5,577.9                   | 5,312.4                    | -265.5                                   |
| Alternative provision - Hospital Education | 1,785.1         | 0.0                           | 1,785.1                   | 1,768.5                    | -16.6                                    |
| EHCP Costs - College and FE                | 7,124.9         | -1,970.0                      | 5,154.9                   | 5,218.9                    | 64.0                                     |
| EHCP Costs - Early Years                   | 186.2           | 0.0                           | 186.2                     | 186.2                      | 0.0                                      |
| EHCP Costs - Primary                       | 7,839.9         | 0.0                           | 7,839.9                   | 7,839.9                    | 0.0                                      |
| EHCP Costs - Secondary                     | 4,013.2         | 0.0                           | 4,013.2                   | 4,013.2                    | 0.0                                      |
| Excluded pupils                            | -100.0          | 0.0                           | -100.0                    | -92.1                      | 7.9                                      |
| LA Services and staffing                   | 3,870.9         | 43.0                          | 3,913.9                   | 3,894.9                    | -19.0                                    |
| Independent Special Schools                | 15,115.0        | 0.0                           | 15,115.0                  | 15,115.0                   | 0.0                                      |
| Restorative Practice                       | 200.0           | 0.0                           | 200.0                     | 204.0                      | 4.0                                      |
| Special Centres                            | 696.1           | -197.7                        | 498.4                     | 498.4                      | 0.0                                      |
| Special school provision                   | 24,496.9        | -6,140.0                      | 18,356.9                  | 18,356.9                   | 0.0                                      |
| Support Services                           | 1,270.1         | 16.0                          | 1,286.1                   | 1,213.6                    | -72.5                                    |
| Virtual School                             | 620.3           | 0.0                           | 620.3                     | 611.3                      | -9.0                                     |
| High Needs Unallocated/Deficit budget      |                 |                               |                           | 5,503.2                    | 5,503.2                                  |
|  | <b>72,702.3</b> | <b>-8,254.5</b>               | <b>64,447.8</b>           | <b>69,644.3</b>            | <b>5,196.5</b>                           |

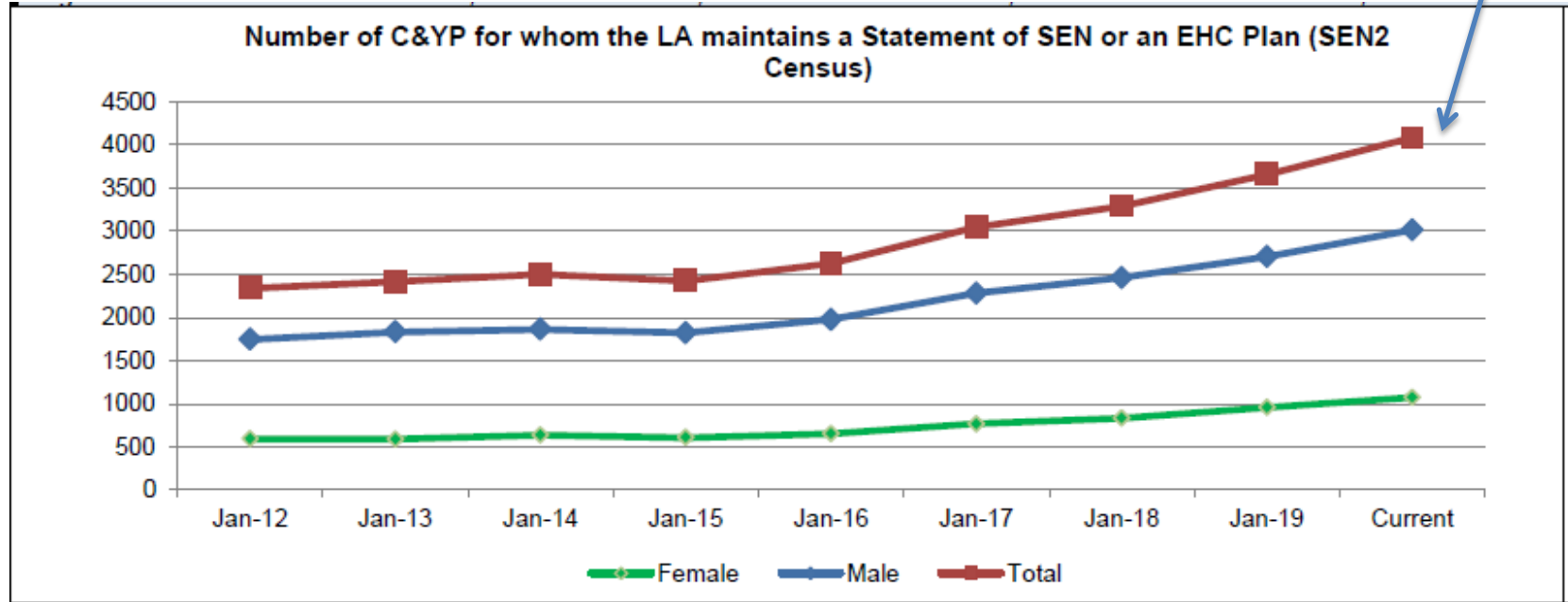
Reduced numbers  
of Permanent  
Exclusion

£306,700 variance

# High Needs

## EHCP Trends

253 open assessments



# High Needs

## Rate of Permanent Exclusion

### Permanent Exclusions

|           |        | 2012/13 | 2013/14 | 2014/15 | 2015/16 | 2016/17 | 2017/18 | 2018/19 | 2019/20 |
|-----------|--------|---------|---------|---------|---------|---------|---------|---------|---------|
| Primary   | Number | 13      | 19      | 26      | 31      | 31      | 30      | 16      | 14      |
|           | Rate   | 0.0%    | 0.0%    | 0.1%    | 0.1%    | 0.1%    | 0.1%    | 0.03%   | 0.0%    |
| Secondary | Number | 76      | 71      | 89      | 106     | 110     | 108     | 96      | 60      |
|           | Rate   | 0.2%    | 0.2%    | 0.2%    | 0.3%    | 0.3%    | 0.3%    | 0.25%   | 0.2%    |
| Special   | Number | 4       | 3       | 0       | 1       | 0       | 0       | 0       | 0       |
|           | Rate   | 0.4%    | 0.3%    | 0.0%    | 0.1%    | 0.0%    | 0.0%    | 0.0%    | 0.0%    |
| PRU       | Number | 0       | 0       | 0       | 2       | 1       | 0       | 1       | 0       |
|           | Rate   | 0.0%    | 0.0%    | 0.0%    | 2.4%    | 1.1%    | 0.0%    | #DIV/0! | #DIV/0! |
| COMBINED  | Number | 93      | 93      | 115     | 140     | 142     | 138     | 113     | 74      |
|           | Rate   | 0.12%   | 0.11%   | 0.14%   | 0.17%   | 0.17%   | 0.16%   | 0.13%   | 0.08%   |



# High Needs – 3 Year Forecast

|   | 2021/22          | 2022/23          | 2023/24          |
|---|------------------|------------------|------------------|
| High Needs Block                                    | Estimated Budget | Estimated Budget | Estimated Budget |
|   | £000             | £000             | £000             |
| Alternative provision - places & top ups & services | £ 5,591          | £ 5,599          | £ 5,607          |
| Alternative provision - Glos Hospital Education     | £ 1,819          | £ 1,853          | £ 1,887          |
| EHCP Costs - College and FE                         | £ 7,954          | £ 8,392          | £ 8,865          |
| EHCP Costs - Early Years                            | £ 209            | £ 234            | £ 262            |
| EHCP Costs - Primary                                | £ 9,015          | £ 10,200         | £ 11,550         |
| EHCP Costs - Secondary                              | £ 4,468          | £ 4,862          | £ 5,294          |
| Excluded pupils                                     | -£ 80            | -£ 60            | -£ 40            |
| LA Services and staffing                            | £ 3,948          | £ 4,027          | £ 4,108          |
| Independent Special Schools                         | £ 16,286         | £ 17,269         | £ 18,275         |
| Restorative Practice                                | £ 200            | £ 200            | £ 200            |
| Special Centres                                     | £ 696            | £ 696            | £ 696            |
| Special school provision                            | £ 26,211         | £ 27,044         | £ 27,592         |
| Support Services                                    | £ 1,277          | £ 1,285          | £ 1,293          |
| Virtual School                                      | £ 630            | £ 640            | £ 650            |
| <b>Total</b>  | <b>£ 78,224</b>  | <b>£ 82,240</b>  | <b>£ 86,239</b>  |
|   |                  |                  |                  |
| Available budget                                    | £ 72,793         | £ 79,211         | £ 85,629         |
| Shortfall   | £ 5,431          | £ 3,029          | £ 609            |
| Cumulative Deficit                                  | £ 19,605         | £ 22,633         | £ 23,243         |

## Assumptions

- Continued rise in funding in line with 2019/20 and 2020/21.
- A 10% reduction in EHCPs driven by the Joint Additional Needs and High Needs Programme.
- All staff costs will increase by 2% each year.

# High Needs

## Areas for further consideration/consultation

1. Diseconomy of Scale
2. The 1 in 40 model
3. The Advisory Teacher Service

**Recommendation: Members consider the proposed areas for consultation and agree those which they wish to be taken forward.**



# Education Capital

Living our values every day



-   
Accountable
-   
Integrity
-   
Empower
-   
Respect
-   
Excellence



# Education Capital

- The 2020/21 Children & Families Capital Programme, was approved by County Council on 12th February 2020.
- The overall budget for the programme is £132.355m.
- The Capital Programme is informed by the priorities identified in the School Places Strategy and High Needs Strategy.
- The revised annual forecast spend for 2020/21 is £23.164 million.
- The financial year spend as at the end of August 2020 was £3.923 million.





# Education Capital

## Key updates






1. Basic Need Update
2. Additional Special School Places
3. Alternative Provision
4. New SEMH Special School
5. Cheltenham Secondary School
6. New Free school Bids



# F40 Update

Living our values every day



-   
Accountable
-   
Integrity
-   
Empower
-   
Respect
-   
Excellence



# Future Meetings

Living our values every day



Accountable



Integrity



Empower



Respect



Excellence



# Schools Forum

## Future meeting dates

### 2020

Thursday 12 November at 2:00 pm

### 2021

Thursday 14 January at 2:00 pm

Thursday 17 June at 2:00 pm

Thursday 16 September at 2:00 pm

Thursday 11 November at 2:00 pm

